

Straight Stem Socket Connectors Valved

- Provide reliable connections to extension or connection plugs
- Straight, 45° & 90° stems available
- Sleeve is plated for easy identification
- These couplers will open all valved connectors

PCS Valved Socket Connectors have a valve which stops coolant flow upon disconnecting. The all brass and stainless steel construction can withstand pressures up to 200 psi. These Socket Connectors are compatible with all mold connection systems.



STANDARD


SPECIFICATIONS	
Material Type	Brass
Measurement System	Inch

ITEM NUMBER		BODY SIZE	FITS HOSE I.D.	USE WITH PLUG
STANDARD	PUSH-LOK			
200 Series				
PS-204V	PS-204VP	1/4	1/4	PC-250, PC-250F, PC-251,PC-251F, PC-252, PC-252F, PC-253, PC-253F
PS-205V	PS-205VP	1/4	5/16	
PS-206V	PS-206VP	1/4	3/8	
300 Series				
PS-306V	PS-306VP	3/8	3/8	PC-351, PC-351F, PC-352,PC-352F, PC-353, PC-353F, PC-354, PC-354F
PS-308V	PS-308VP	3/8	1/2	

90° Stem Socket Connectors Valved

- Provide reliable connections to extension or connection plugs
- Straight, 45° & 90° stems available
- These couplers will open all valved connectors

PCS Valved Socket Connectors have a valve which stops coolant flow upon disconnecting. The all brass and stainless steel construction can withstand pressures up to 200 psi. These Socket Connectors are compatible with all mold connection systems.



STANDARD

SPECIFICATIONS	
Material Type	Brass
Measurement System	Inch

ITEM NUMBER		BODY SIZE	FITS HOSE I.D.	USE WITH PLUG
STANDARD	PUSH-LOK			
200 Series				
PS-214V	PS-214VP	1/4	1/4	PC-250, PC-250F, PC-251, PC-251F, PC-252, PC-252F, PC-253, PC-253F
PS-215V	PS-215VP	1/4	5/16	
PS-216V	PS-216VP	1/4	3/8	
300 Series				
PS-316V	PS-316VP	3/8	3/8	PC-351, PC-351F, PC-352, PC-352F, PC-353, PC-353F, PC-354, PC-354F
PS-318V	PS-318VP	3/8	1/2	

45° Stem Socket Connectors Valved



STANDARD

- Provide reliable connections to extension or connection plugs
- Straight, 45° & 90° stems available
- These couplers will open all valved connectors

PCS Valved Socket Connectors have a valved design which stops coolant flow upon disconnecting. The all brass and stainless steel construction can withstand pressures up to 200 psi. These Socket Connectors are compatible with all mold connection systems.

SPECIFICATIONS

Material Type	Brass
Measurement System	Inch

ITEM NUMBER		BODY SIZE	FITS HOSE I.D.	USE WITH PLUG
STANDARD	PUSH-LOK			
200 Series				
PS-224V	PS-224VP	1/4	1/4	PC-250, PC-250F, PC-251,PC-251F, PC-252, PC-252F, PC-253, PC-253F
PS-225V	PS-225VP	1/4	5/16	
PS-226V	PS-226VP	1/4	3/8	
300 Series				
PS-326V	PS-326VP	3/8	3/8	PC-351, PC-351F, PC-352,PC-352F, PC-353, PC-353F, PC-354, PC-354F
PS-328V	PS-328VP	3/8	1/2	

Socket Connector - Bodies Only



- Pressures up to 200 psi
- Temperature rating up to 400° F
- Use with standard and Push-Lok barbs
- “NB” suffix have a hex-shaped quick disconnect feature while standard fittings have a round quick disconnect feature
- Made in USA

ITEM NUMBER	PIPE THREAD SIZE	BODY SIZE	MATERIAL
200 Series			
CMB-200	1/8	1/4	Brass
CMB-200-NB	1/8	1/4	Brass
CMB-200-1/4-NB	1/4	1/4	Brass
300 Series			
CMB-300	1/4	3/8	Brass
CMB-300-NB	1/4	3/8	Brass
CMB-300-3/8	3/8	3/8	Brass
CMB-300-3/8-NB	3/8	3/8	Brass
500 Series			
CMB-500	1/2	1/2	Brass
CMB-500-NB	1/2	1/2	Brass

Straight Stem Socket Connectors Non-Valved

- Provide safe, reliable connections
- Compact design eliminates bulky Pipe Fittings
- All flow diameters are maximized
- Locks in place for safety
- Pressures to 200 psi Temps to 400° F
- Available with straight, 45° or 90° hose stems
- Made in USA

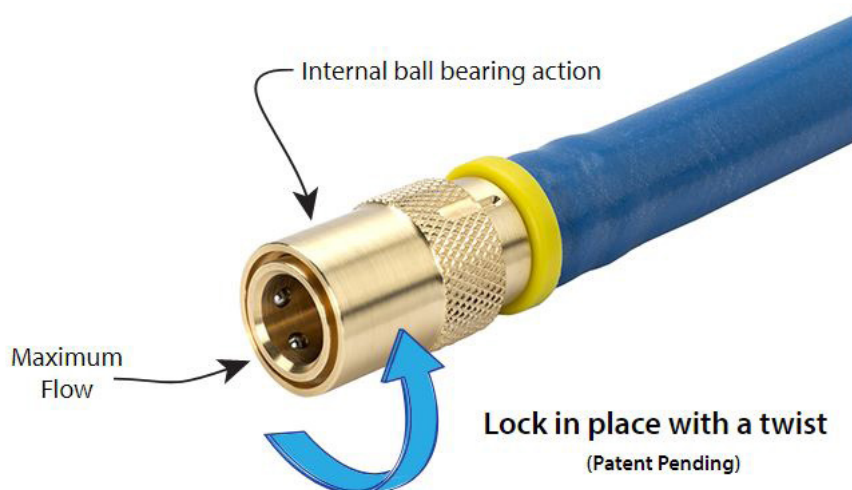
PCS straight stem socket connectors are designed to provide reliable connections and maximum cooling. They have no bulky pipe fittings to leak or restrict flow. They are available with standard hose stems (for use with hose clamps) or Push-Lok stems (no hose clamps required). These couplers feature all brass and stainless-steel construction and are compatible with all mold connection systems.



STANDARD



PUSH-LOK



Lock in place with a twist
(Patent Pending)

SPECIFICATIONS

Material Type	Brass
Measurement System	Inch

ITEM NUMBER		BODY SIZE	FITS HOSE I.D.	USE WITH PLUG
STANDARD	PUSH-LOK			
200 Series				
PS-204	PS-204P	1/4	1/4	PC-250, PC-250F, PC-251,PC-251F, PC-252, PC-252F, PC-253, PC-253F
PS-205	PS-205P	1/4	5/16	PC-250, PC-250F, PC-251,PC-251F, PC-252, PC-252F, PC-253, PC-253F
PS-206	PS-206P	1/4	3/8	
300 Series				
PS-306	PS-306P	3/8	3/8	PC-351, PC-351F, PC-352,PC-352F, PC-353, PC-353F, PC-354, PC-354F
PS-308	PS-308P	3/8	1/2	PC-351, PC-351F, PC-352,PC-352F, PC-353, PC-353F, PC-354, PC-354F
500 Series				
PS-504	PS-504P	1/2	1/2	PC-552, PC-552F, PC-553,PC-553F, PC-554, PC-554F, PC-556, PC-556F
PS-506	PS-506P	1/2	3/4	

90° Stem Socket Connectors Non-Valved



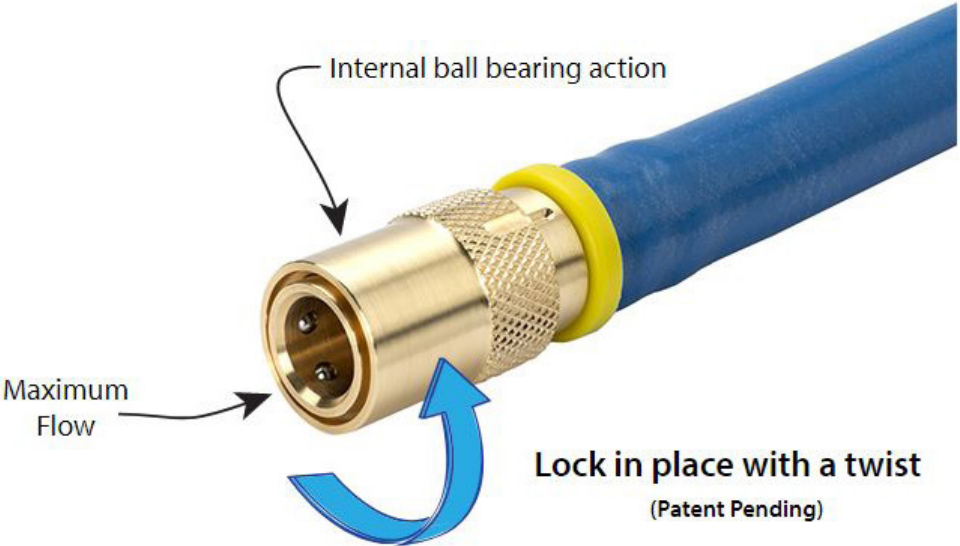
STANDARD



PUSH-LOK

- Provide safe, reliable connections
- Compact design eliminates bulky Pipe Fittings
- All flow diameters are maximized
- Locks in place for safety
- Pressures to 200 psi Temps to 400° F
- Available with straight, 45° or 90° hose stems
- Made in USA

PCS 90° stem socket connectors are designed to provide reliable connections and maximum cooling. They have no bulky pipe fittings to leak or restrict flow. They are available with standard hose stems (for use with hose clamps) or Push-Lok stems (no hose clamps required). These couplers feature all brass and stainless-steel construction and are compatible with all mold connection systems.



SPECIFICATIONS	
Material Type	Brass
Measurement System	Inch

ITEM NUMBER		BODY SIZE	FITS HOSE I.D.	USE WITH PLUG
STANDARD	PUSH-LOK			
200 Series				
PS-214	PS-214P	1/4	1/4	PC-250, PC-250F, PC-251,PC-251F, PC-252, PC-252F, PC-253, PC-253F
PS-215	PS-215P	1/4	5/16	
PS-216	PS-216P	1/4	3/8	
300 Series				
PS-316	PS-316P	3/8	3/8	PC-351, PC-351F, PC-352,PC-352F, PC-353, PC-353F, PC-354, PC-354F
PS-318	PS-318P	3/8	1/2	
500 Series				
PS-514	PS-514P	1/2	1/2	PC-552, PC-552F, PC-553,PC-553F, PC-554, PC-554F, PC-556, PC-556F
PS-516	PS-516P	1/2	3/4	

45° Stem Socket Connectors Non-Valved

- Provide safe, reliable connections
- Compact design eliminates bulky Pipe Fittings
- All flow diameters are maximized
- Locks in place for safety
- Pressures to 200 psi Temps to 400° F
- Available with straight, 45° or 90° hose stems
- Made in USA

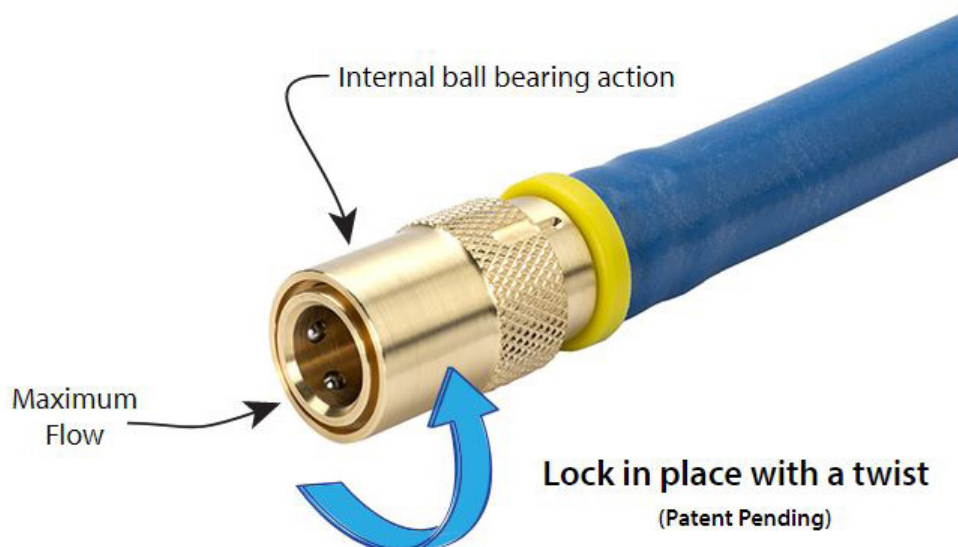
PCS 45° stem socket connectors are designed to provide reliable connections and maximum cooling. They have no bulky pipe fittings to leak or restrict flow. They are available with standard hose stems (for use with hose clamps) or Push-Lok stems (no hose clamps required). These couplers feature all brass and stainless-steel construction and are compatible with all mold connection systems.



STANDARD



PUSH-LOK



SPECIFICATIONS

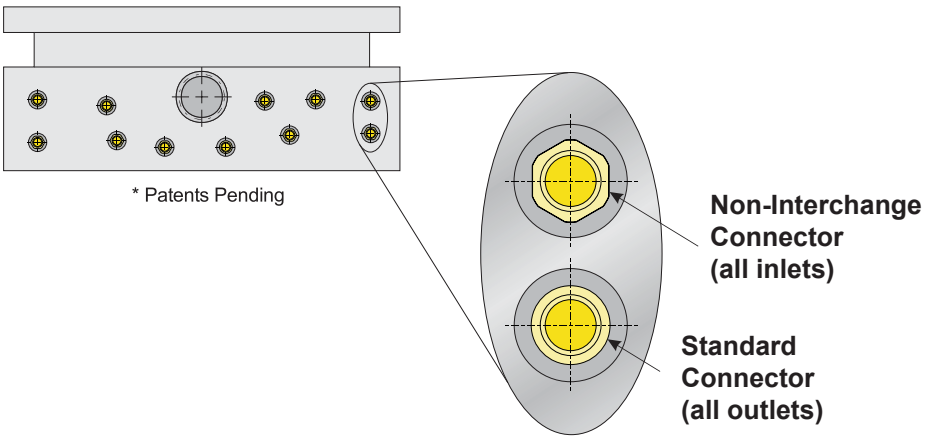
Material Type	Brass
Measurement System	Inch

ITEM NUMBER		BODY SIZE	FITS HOSE I.D.	USE WITH PLUG
STANDARD	PUSH-LOK			
200 Series				
PS-224	PS-224P	1/4	1/4	PC-250, PC-250F, PC-251,PC-251F, PC-252, PC-252F, PC-253, PC-253F
PS-225	PS-225P	1/4	5/16	
PS-226	PS-226P	1/4	3/8	
300 Series				
PS-326	PS-326P	3/8	3/8	PC-351, PC-351F, PC-352,PC-352F, PC-353, PC-353F, PC-354, PC-354F
PS-328	PS-328P	3/8	1/2	
500 Series				
PS-524	PS-524P	1/2	1/2	PC-552, PC-552F, PC-553,PC-553F, PC-554, PC-554F, PC-556, PC-556F
PS-526	PS-526P	1/2	3/4	

Non-Interchangeable Straight Stem Socket Connectors Non-Valved



- Eliminate IN/OUT connection mistakes
- Control flow direction - Every time
- Faster changeovers - no guesswork
- End confusion and guarantee part quality and cycle times
- Fits into the same space as standard round fittings - NO RE-MACHINING
- Flow diameters and clearance requirements remain the same
- Items with the “NB” suffix have a hex-shaped quick disconnect feature while standard fittings have a round quick disconnect feature



SPECIFICATIONS	
Material Type	Brass
Measurement System	Inch

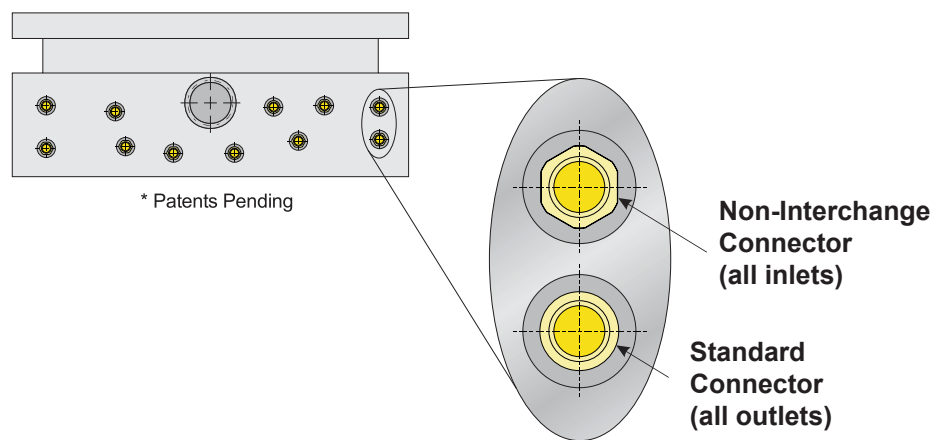
ITEM NUMBER	BODY SIZE	FITS HOSE I.D.	USE WITH PLUG
STANDARD			
200 Series			
PS-204NB	1/4	1/4	PC-250NB, PC-251NB, PC-252NB, PC-253NB
PS-206NB	1/4	3/8	PC-250NB, PC-251NB, PC-252NB, PC-253NB
300 Series			
PS-306NB	3/8	3/8	PC-351NB, PC-352NB, PC-353NB, PC-354NB
PS-308NB	3/8	1/2	PC-351NB, PC-352NB, PC-353NB, PC-354NB
500 Series			
PS-506NB	1/2	3/4	PC-552NB, PC-553NB, PC-554NB, PC-556NB

Non-Interchangeable 90° Stem Socket Connectors Non-Valved

- Eliminate IN/OUT connection mistakes
- Control flow direction - Every time
- Faster changeovers - no guesswork
- End confusion and guarantee part quality and cycle times
- Fits into the same space as standard round fittings - NO RE-MACHINING
- Flow diameters and clearance requirements remain the same
- Items with the "NB" suffix have a hex-shaped quick disconnect feature while standard fittings have a round quick disconnect feature



Picture for illustrative purposes only.



SPECIFICATIONS

Material Type	Brass
Measurement System	Inch

ITEM NUMBER	BODY SIZE	FITS HOSE I.D.	USE WITH PLUG
STANDARD			
200 Series			
PS-216NB	3/8	3/8	PC-250NB, PC-251NB, PC-252NB, PC-253NB
300 Series			
PS-318NB	1/2	1/2	PC-351NB, PC-352NB, PC-353NB, PC-354NB