







Turn To The Industry Experts

# Mold Base

---



# Table of Contents

---

## Mold Bases

Standard P20 Mold Bases.....	1
Stainless Steel Mold Bases.....	2
Aluminum Mold Bases.....	3
Special Mold Bases.....	4

## Mold Plate

Blank Finish Ground Mold Plate.....	5
Blank #1 Steel Ejector Plates.....	6
Blank #1 Steel Ejector Retainer Plates.....	7
Ejector Housings #1 Steel.....	8
Blank #7 Stainless Steel Ejector Plates.....	9
Blank #7 Stainless Steel Ejector Retainer Plates.....	9
Blank #7 Stainless Steel Blank Rails.....	10

## F.I.T.S™

F.I.T.S.™ Systems.....	11
------------------------	----

## Insulator Sheets

1/4" Insulator Sheets.....	12
1/2" Insulator Sheets.....	13

# Standard P20 Mold Bases



### Features:

- Guided Ejection
- #3 Steel A & B Plates
- Return Pins
- Pry Slots
- Vented Leader Pins
- Hoist Ring Holes
- Interchangeable Plates
- Finish ground  $\pm .001''$
- Same day shipping in most cases

### Series Available:

- A Series
- B Series
- T Series
- AX Series
- 5 Plate Stripper Series
- 6 Plate Stripper Series
- Shuttle Bases

Frame Sizes	7/8"	1-3/8"	1-7/8"	2-3/8"	2-7/8"	3-3/8"	3-7/8"	4-7/8"	5-7/8"
7-7/8" x 7-7/8"	x	x	x	x	x	x	x	x	x
7-7/8" x 11-7/8"	x	x	x	x	x	x	x	x	x
9-7/8" x 8"	x	x	x	x	x	x	x	x	x
9-7/8" x 11-7/8"	x	x	x	x	x	x	x	x	x
9-7/8" x 16"	x	x	x	x	x	x	x	x	x
10-7/8" x 12"	x	x	x	x	x	x	x	x	x
10-7/8" x 14"	x	x	x	x	x	x	x	x	x
10-7/8" x 18"	x	x	x	x	x	x	x	x	x
11-7/8" x 12"	x	x	x	x	x	x	x	x	x
11-7/8" x 15"	x	x	x	x	x	x	x	x	x
11-7/8" x 20"	x	x	x	x	x	x	x	x	x
11-7/8" x 23-1/2"	x	x	x	x	x	x	x	x	x
13-3/8" x 15"	x	x	x	x	x	x	x	x	x
13-3/8" x 18"	x	x	x	x	x	x	x	x	x
13-3/8" x 20-3/4"	x	x	x	x	x	x	x	x	x
13-3/8" x 26"	x	x	x	x	x	x	x	x	x
14-7/8" x 17-7/8"	x	x	x	x	x	x	x	x	x
14-7/8" x 23-3/4"	x	x	x	x	x	x	x	x	x
15-7/8" x 16"	x	x	x	x	x	x	x	x	x
15-7/8" x 20"	x	x	x	x	x	x	x	x	x
15-7/8" x 23-1/2"	x	x	x	x	x	x	x	x	x
15-7/8" x 26"	x	x	x	x	x	x	x	x	x
15-7/8" x 29-1/2"	x	x	x	x	x	x	x	x	x
17-7/8" x 18"	x	x	x	x	x	x	x	x	x
17-7/8" x 20"	x	x	x	x	x	x	x	x	x
17-7/8" x 23-1/2"	x	x	x	x	x	x	x	x	x
17-7/8" x 26"	x	x	x	x	x	x	x	x	x
19-1/2" x 23-3/4"	x	x	x	x	x	x	x	x	x
19-1/2" x 29-1/2"	x	x	x	x	x	x	x	x	x
23-3/4" x 23-3/4"	x	x	x	x	x	x	x	x	x
23-3/4" x 29-1/2"	x	x	x	x	x	x	x	x	x
23-3/4" x 35-1/2"	x	x	x	x	x	x	x	x	x

# Stainless Steel Mold Bases



## Features:

- All plates 420 stainless steel (300-340 BHN)
- Off the shelf availability
- Most orders ship same day
- Guided ejection
- Locating Ring
- Sprue Bushing
- Finished stop discs
- Ground parting line surfaces
- Interchangeable plates
- Return pins
- Vented leader pins
- Hoist ring holes
- Pry slots
- 3D CAD data available

## 24 "A Series" frame size and plate thickness combinations

Frame Size	"A" Plate Thickness	"B" Plate Thickness	Rail Height	Part Number
7-7/8" x 7-7/8"	1-3/8"	1-7/8"	3"	88A-13-17-3-SS
			4"	88A-13-17-4-SS
		2-3/8"	3"	88A-13-23-3-SS
			4"	88A-13-23-4-SS
	1-7/8"	1-7/8"	3"	88A-17-17-3-SS
			4"	88A-17-17-4-SS
		2-3/8"	3"	88A-17-23-3-SS
			4"	88A-17-23-4-SS
7-7/8" x 11-7/8"	1-3/8"	1-7/8"	3"	812A-13-17-3-SS
			4"	812A-13-17-4-SS
		2-3/8"	3"	812A-13-23-3-SS
			4"	812A-13-23-4-SS
	1-7/8"	1-7/8"	3"	812A-17-17-3-SS
			4"	812A-17-17-4-SS
		2-3/8"	3"	812A-17-23-3-SS
			4"	812A-17-23-4-SS
9-7/8" x 11-7/8"	1-3/8"	1-7/8"	3"	1012A-13-17-3-SS
			4"	1012A-13-17-4-SS
		2-3/8"	3"	1012A-13-23-3-SS
			4"	1012A-13-23-4-SS
	1-7/8"	1-7/8"	3"	1012A-17-17-3-SS
			4"	1012A-17-17-4-SS
		2-3/8"	3"	1012A-17-23-3-SS
			4"	1012A-17-23-4-SS

\*Non-standard stainless steel mold base sizes available.

# Aluminum Mold Bases



## Features:

- Locating ring hole 4.000" diameter
- Milled clamp slots
- Ground parting line surface
- Four heat treated leader pins and bushings
- Four return pins
- Vented leader pins
- Three piece assembled ejector housing
- Milled ejector plate requiring no rest buttons
- Beveled edges on all corners
- Parting line pry slots
- 3D CAD data available

**Note:** PCS standard aluminum & PCS standard steel mold bases have different hole location. Top Clamp Plate thickness is .88". Please see CAD data for details.


## Aluminum Mold Base Frame Sizes and Available Plate Thicknesses

Plate thicknesses (A & B Plates)

Frame Sizes	1.94"	2.44"	2.94"	3.44"	Rail Height
8.0" x 8.0"	AL-88-19-19	AL-88-24-24	AL-88-29-29		3"
8.0" x 10.0"	AL-810-19-19	AL-810-24-24	AL-810-29-29		3"
8.0" x 12.0"	AL-812-19-19	AL-812-24-24	AL-812-29-29		3"
10.0" x 10.0"		AL-1010-24-24	AL-1010-29-29	AL-1010-34-34	3"
10.0" x 12.0"		AL-1012-24-24	AL-1012-29-29	AL-1012-34-34	3"
10.0" x 14.0"		AL-1014-24-24	AL-1014-29-29	AL-1014-34-34	3"
12.0" x 12.0"		AL-1212-24-24	AL-1212-29-29	AL-1212-34-34	3-1/2"
12.0" x 14.0"			AL-1214-29-29		3-1/2"
12.0" x 16.0"			AL-1216-29-29		3-1/2"

\*Contact PCS for standard aluminum mold base lead times.

# Special Mold Bases



Custom Sizes Available Upon Request!

## Machining Capabilities

- Special Milling
- Insert Pockets
- Lock Pockets
- Slide Pockets
- Lifter Pockets
- Ejector Pin Holes
- Angle Pin Holes
- Secondary & Reversed Leader Pins
- Finished Pockets
- Knock Out Holes
- Waterlines
- Stripper Bolts
- Pry Bar Slots
- Hot Half & Manifolds
- Rough Pockets
- Guided Ejection
- Support Posts
- Eye Bolt Holes
- Spring Return Holes

## Quotations & Design

- 1-2 business days quote turnaround on Special Mold Bases
- Mold design review and consultation
- Online PCS Standard Mold Base CAD Library available
- PCS File Share available for fast and easy large file transfer
- E-mail us at [moldquote@pcs-company.com](mailto:moldquote@pcs-company.com) to request a quote



# Blank Finish Ground Mold Plate



## Features:

- Off the shelf availability
- Plate thickness range: 7/8" - 5-7/8"
- Finish ground +/- .001"
- P20 (#3) steel pre-heat treated 280-320 BHN/28-34 HRC
- Stainless Steel pre-heat treated 300-340 BHN/32-36 HRC

Frame Size	P20 (#3) STEEL PLATE THICKNESS								
	7/8"	1-3/8"	1-7/8"	2-3/8"	2-7/8"	3-3/8"	3-7/8"	4-7/8"	5-7/8"
7-7/8" x 7-7/8"	3MP-88-07	3MP-88-13	3MP-88-17	3MP-88-23	3MP-88-27	3MP-88-33	3MP-88-37	3MP-88-47	3MP-88-57
7-7/8" x 11-7/8"	3MP-812-07	3MP-812-13	3MP-812-17	3MP-812-23	3MP-812-27	3MP-812-33	3MP-812-37	3MP-812-47	3MP-812-57
9-7/8" x 8"	3MP-108-07	3MP-108-13	3MP-108-17	3MP-108-23	3MP-108-27	3MP-108-33	3MP-108-37	3MP-108-47	3MP-108-57
9-7/8" x 11-7/8"	3MP-1012-07	3MP-1012-13	3MP-1012-17	3MP-1012-23	3MP-1012-27	3MP-1012-33	3MP-1012-37	3MP-1012-47	3MP-1012-57
9-7/8" x 16"	3MP-1016-07	3MP-1016-13	3MP-1016-17	3MP-1016-23	3MP-1016-27	3MP-1016-33	3MP-1016-37	3MP-1016-47	3MP-1016-57
10-7/8" x 12"	3MP-1112-07	3MP-1112-13	3MP-1112-17	3MP-1112-23	3MP-1112-27	3MP-1112-33	3MP-1112-37	3MP-1112-47	3MP-1112-57
10-7/8" x 14"	3MP-1114-07	3MP-1114-13	3MP-1114-17	3MP-1114-23	3MP-1114-27	3MP-1114-33	3MP-1114-37	3MP-1114-47	3MP-1114-57
10-7/8" x 18"	3MP-1118-07	3MP-1118-13	3MP-1118-17	3MP-1118-23	3MP-1118-27	3MP-1118-33	3MP-1118-37	3MP-1118-47	3MP-1118-57
11-7/8" x 12"	3MP-1212-07	3MP-1212-13	3MP-1212-17	3MP-1212-23	3MP-1212-27	3MP-1212-33	3MP-1212-37	3MP-1212-47	3MP-1212-57
11-7/8" x 15"	3MP-1215-07	3MP-1215-13	3MP-1215-17	3MP-1215-23	3MP-1215-27	3MP-1215-33	3MP-1215-37	3MP-1215-47	3MP-1215-57
11-7/8" x 20"	3MP-1220-07	3MP-1220-13	3MP-1220-17	3MP-1220-23	3MP-1220-27	3MP-1220-33	3MP-1220-37	3MP-1220-47	3MP-1220-57
11-7/8" x 23-1/2"	3MP-1223-07	3MP-1223-13	3MP-1223-17	3MP-1223-23	3MP-1223-27	3MP-1223-33	3MP-1223-37	3MP-1223-47	3MP-1223-57
13-3/8" x 15"	3MP-1315-07	3MP-1315-13	3MP-1315-17	3MP-1315-23	3MP-1315-27	3MP-1315-33	3MP-1315-37	3MP-1315-47	3MP-1315-57
13-3/8" x 18"	3MP-1318-07	3MP-1318-13	3MP-1318-17	3MP-1318-23	3MP-1318-27	3MP-1318-33	3MP-1318-37	3MP-1318-47	3MP-1318-57
13-3/8" x 20-3/4"	3MP-1321-07	3MP-1321-13	3MP-1321-17	3MP-1321-23	3MP-1321-27	3MP-1321-33	3MP-1321-37	3MP-1321-47	3MP-1321-57
13-3/8" x 26"	3MP-1326-07	3MP-1326-13	3MP-1326-17	3MP-1326-23	3MP-1326-27	3MP-1326-33	3MP-1326-37	3MP-1326-47	3MP-1326-57
14-7/8" x 17-7/8"	3MP-1518-07	3MP-1518-13	3MP-1518-17	3MP-1518-23	3MP-1518-27	3MP-1518-33	3MP-1518-37	3MP-1518-47	3MP-1518-57
14-7/8" x 23-3/4"	3MP-1524-07	3MP-1524-13	3MP-1524-17	3MP-1524-23	3MP-1524-27	3MP-1524-33	3MP-1524-37	3MP-1524-47	3MP-1524-57
15-7/8" x 16"	3MP-1616-07	3MP-1616-13	3MP-1616-17	3MP-1616-23	3MP-1616-27	3MP-1616-33	3MP-1616-37	3MP-1616-47	3MP-1616-57
15-7/8" x 20"	3MP-1620-07	3MP-1620-13	3MP-1620-17	3MP-1620-23	3MP-1620-27	3MP-1620-33	3MP-1620-37	3MP-1620-47	3MP-1620-57
15-7/8" x 23-1/2"	3MP-1623-07	3MP-1623-13	3MP-1623-17	3MP-1623-23	3MP-1623-27	3MP-1623-33	3MP-1623-37	3MP-1623-47	3MP-1623-57
15-7/8" X 26"	3MP-1626-07	3MP-1626-13	3MP-1626-17	3MP-1626-23	3MP-1626-27	3MP-1626-33	3MP-1626-37	3MP-1626-47	3MP-1626-57
15-7/8" x 29-1/2"	3MP-1629-07	3MP-1629-13	3MP-1629-17	3MP-1629-23	3MP-1629-27	3MP-1629-33	3MP-1629-37	3MP-1629-47	3MP-1629-57
17-7/8" x 18"	3MP-1818-07	3MP-1818-13	3MP-1818-17	3MP-1818-23	3MP-1818-27	3MP-1818-33	3MP-1818-37	3MP-1818-47	3MP-1818-57
17-7/8" x 20"	3MP-1820-07	3MP-1820-13	3MP-1820-17	3MP-1820-23	3MP-1820-27	3MP-1820-33	3MP-1820-37	3MP-1820-47	3MP-1820-57
17-7/8" x 23-1/2"	3MP-1823-07	3MP-1823-13	3MP-1823-17	3MP-1823-23	3MP-1823-27	3MP-1823-33	3MP-1823-37	3MP-1823-47	3MP-1823-57
17-7/8" x 26"	3MP-1826-07	3MP-1826-13	3MP-1826-17	3MP-1826-23	3MP-1826-27	3MP-1826-33	3MP-1826-37	3MP-1826-47	3MP-1826-57
19-1/2" x 23-3/4"	3MP-1924-07	3MP-1924-13	3MP-1924-17	3MP-1924-23	3MP-1924-27	3MP-1924-33	3MP-1924-37	3MP-1924-47	3MP-1924-57
19-1/2" x 29-1/2"	3MP-1929-07	3MP-1929-13	3MP-1929-17	3MP-1929-23	3MP-1929-27	3MP-1929-33	3MP-1929-37	3MP-1929-47	3MP-1929-57
23-3/4" x 23-3/4"	3MP-2424-07	3MP-2424-13	3MP-2424-17	3MP-2424-23	3MP-2424-27	3MP-2424-33	3MP-2424-37	3MP-2424-47	3MP-2424-57
23-3/4" x 29-1/2"	3MP-2429-07	3MP-2429-13	3MP-2429-17	3MP-2429-23	3MP-2429-27	3MP-2429-33	3MP-2429-37	3MP-2429-47	3MP-2429-57
23-3/4" x 35-1/2"	3MP-2435-07	3MP-2435-13	3MP-2435-17	3MP-2435-23	3MP-2435-27	3MP-2435-33	3MP-2435-37	3MP-2435-47	3MP-2435-57

Frame Size	STAINLESS STEEL PLATE THICKNESS				
	7/8"	1-3/8"	1-7/8"	2-3/8"	2-7/8"
7-7/8" x 7-7/8"	7MP-88-07	7MP-88-13	7MP-88-17	7MP-88-23	7MP-88-27
7-7/8" x 11-7/8"	7MP-812-07	7MP-812-13	7MP-812-17	7MP-812-23	7MP-812-27
9-7/8" x 8"	7MP-108-07	7MP-108-13	7MP-108-17	7MP-108-23	7MP-108-27
9-7/8" x 11-7/8"	7MP-1012-07	7MP-1012-13	7MP-1012-17	7MP-1012-23	7MP-1012-27
10-7/8" x 14"	7MP-1114-07	7MP-1114-13	7MP-1114-17	7MP-1114-23	7MP-1114-27
11-7/8" x 12"	7MP-1212-07	7MP-1212-13	7MP-1212-17	7MP-1212-23	7MP-1212-27
11-7/8" x 15"	7MP-1215-07	7MP-1215-13	7MP-1215-17	7MP-1215-23	7MP-1215-27

# Blank #1 Steel Ejector Plates



### Features:

- Off the shelf availability
- Finish ground to +/- .001"
- Unit of measure in Inches

Item Number	Frame Size	Width	Length	Thickness
1EP-88-10N	7-7/8" x 7-7/8"	5.250	7.865	1.000
1EP-812-10N	7-7/8" x 11-7/8"	5.250	11.865	1.000
1EP-108-10N	9-7/8" x 8"	6.875	7.990	1.000
1EP-1012-10N	9-7/8" x 11-7/8"	6.875	11.865	1.000
1EP-1016-10N	9-7/8" x 16"	6.875	15.990	1.000
1EP-1112-10N	10-7/8" x 12"	7.375	11.990	1.000
1EP-1114-10N	10-7/8" x 14"	7.375	13.990	1.000
1EP-1118-10N	10-7/8" x 18"	7.375	17.990	1.000
1EP-1212-11N	11-7/8" x 12"	8.375	11.990	1.125
1EP-1215-11N	11-7/8" x 15"	8.375	14.990	1.125
1EP-1220-11N	11-7/8" x 20"	8.375	19.990	1.125
1EP-1223-11N	11-7/8" x 23-1/2"	8.375	23.490	1.125
1EP-1315-11N	13-3/8" x 15"	9.500	14.990	1.125
1EP-1318-11N	13-3/8" x 18"	9.500	17.990	1.125
1EP-1321-11N	13-3/8" x 20-3/4"	9.500	20.740	1.125
1EP-1326-11N	13-3/8" x 26"	9.500	25.990	1.125
1EP-1518-11N	14-7/8" x 17-7/8"	11.000	17.865	1.125
1EP-1524-11N	14-7/8" x 23-3/4"	11.000	23.740	1.125
1EP-1616-11N	15-7/8" x 16"	12.000	15.990	1.125
1EP-1620-11N	15-7/8" x 20"	12.000	19.990	1.125
1EP-1623-11N	15-7/8" x 23-1/2"	12.000	23.490	1.125
1EP-1626-11N	15-7/8" x 26"	12.000	25.990	1.125
1EP-1629-11N	15-7/8" x 29-1/2"	12.000	29.490	1.125
1EP-1818-11N	17-7/8" x 18"	14.000	17.990	1.125
1EP-1820-11N	17-7/8" x 20"	14.000	19.990	1.125
1EP-1823-11N	17-7/8" x 23-1/2"	14.000	23.490	1.125
1EP-1826-11N	17-7/8" x 26"	14.000	25.990	1.125
1EP-1924-11N	19-1/2" x 23-3/4"	15.625	23.740	1.125
1EP-1929-11N	19-1/2" x 29-1/2"	15.625	29.490	1.125
1EP-2424-11N	23-3/4" x 23-3/4"	19.875	23.740	1.125
1EP-2429-11N	23-3/4" x 29-1/2"	19.875	29.490	1.125
1EP-2435-11N	23-3/4" x 35-1/2"	19.875	35.490	1.125



# Blank #1 Steel Ejector Retainer Plates



## Features:

- Off the shelf availability
- Finish ground to +.015" -.000"
- Unit of measure in Inches

Item Number	Frame Size	Width	Length	Thickness
1ER-88-04N	7-7/8" x 7-7/8"	5.250	7.865	0.500
1ER-812-04N	7-7/8" x 11-7/8"	5.250	11.865	0.500
1ER-108-04N	9-7/8" x 8"	6.875	7.990	0.500
1ER-1012-04N	9-7/8" x 11-7/8"	6.875	11.865	0.500
1ER-1016-04N	9-7/8" x 16"	6.875	15.990	0.500
1ER-1112-04N	10-7/8" x 12"	7.375	11.990	0.500
1ER-1114-04N	10-7/8" x 14"	7.375	13.990	0.500
1ER-1118-04N	10-7/8" x 18"	7.375	17.990	0.500
1ER-1212-04N	11-7/8" x 12"	8.375	11.990	0.500
1ER-1215-04N	11-7/8" x 15"	8.375	14.990	0.500
1ER-1220-04N	11-7/8" x 20"	8.375	19.990	0.500
1ER-1223-05N	11-7/8" x 23-1/2"	8.375	23.490	0.625
1ER-1315-05N	13-3/8" x 15"	9.500	14.990	0.625
1ER-1318-05N	13-3/8" x 18"	9.500	17.990	0.625
1ER-1321-05N	13-3/8" x 20-3/4"	9.500	20.740	0.625
1ER-1326-05N	13-3/8" x 26"	9.500	25.990	0.625
1ER-1518-05N	14-7/8" x 17-7/8"	11.000	17.865	0.625
1ER-1524-05N	14-7/8" x 23-3/4"	11.000	23.740	0.625
1ER-1616-05N	15-7/8" x 16"	12.000	15.990	0.625
1ER-1620-05N	15-7/8" x 20"	12.000	19.990	0.625
1ER-1623-05N	15-7/8" x 23-1/2"	12.000	23.490	0.625
1ER-1626-05N	15-7/8" x 26"	12.000	25.990	0.625
1ER-1629-05N	15-7/8" x 29-1/2"	12.000	29.490	0.625
1ER-1818-05N	17-7/8" x 18"	14.000	17.990	0.625
1ER-1820-05N	17-7/8" x 20"	14.000	19.990	0.625
1ER-1823-05N	17-7/8" x 23-1/2"	14.000	23.490	0.625
1ER-1826-05N	17-7/8" x 26"	14.000	25.990	0.625
1ER-1924-05N	19-1/2" x 23-3/4"	15.625	23.740	0.625
1ER-1929-05N	19-1/2" x 29-1/2"	15.625	29.490	0.625
1ER-2424-05N	23-3/4" x 23-3/4"	19.875	23.740	0.625
1ER-2429-05N	23-3/4" x 29-1/2"	19.875	29.490	0.625
1ER-2435-05N	23-3/4" x 35-1/2"	19.875	35.490	0.625

# Ejector Housings #1 Steel



## Features:


- Off the shelf availability
- Three piece construction provides rigid support for plastic injection molds or die cast dies
- Machined clamp slots included
- Screw & Dowel holes included
- Rail Height finish ground +/- .001"

Frame Size	#1 Steel Rail Height (inches)						
	2.5	3.0	3.5	4.0	4.5	5.0	6.0
7-7/8" x 7-7/8"	25-88-1	30-88-1	35-88-1	40-88-1	45-88-1	50-88-1	60-88-1
7-7/8" x 11-7/8"	25-812-1	30-812-1	35-812-1	40-812-1	45-812-1	50-812-1	60-812-1
9-7/8" x 8"	25-108-1	30-108-1	35-108-1	40-108-1	45-108-1	50-108-1	60-108-1
9-7/8" x 11-7/8"	25-1012-1	30-1012-1	35-1012-1	40-1012-1	45-1012-1	50-1012-1	60-1012-1
9-7/8" x 16"	25-1016-1	30-1016-1	35-1016-1	40-1016-1	45-1016-1	50-1016-1	60-1016-1
10-7/8" x 12"	25-1112-1	30-1112-1	35-1112-1	40-1112-1	45-1112-1	50-1112-1	60-1112-1
10-7/8" x 14"	25-1114-1	30-1114-1	35-1114-1	40-1114-1	45-1114-1	50-1114-1	60-1114-1
10-7/8" x 18"	25-1118-1	30-1118-1	35-1118-1	40-1118-1	45-1118-1	50-1118-1	60-1118-1
11-7/8" x 12"	25-1212-1	30-1212-1	35-1212-1	40-1212-1	45-1212-1	50-1212-1	60-1212-1
11-7/8" x 15"	25-1215-1	30-1215-1	35-1215-1	40-1215-1	45-1215-1	50-1215-1	60-1215-1
11-7/8" x 20"	25-1220-1	30-1220-1	35-1220-1	40-1220-1	45-1220-1	50-1220-1	60-1220-1
11-7/8" x 23-1/2"	25-1223-1	30-1223-1	35-1223-1	40-1223-1	45-1223-1	50-1223-1	60-1223-1
13-3/8" x 15"	25-1315-1	30-1315-1	35-1315-1	40-1315-1	45-1315-1	50-1315-1	60-1315-1
13-3/8" x 18"	25-1318-1	30-1318-1	35-1318-1	40-1318-1	45-1318-1	50-1318-1	60-1318-1
13-3/8" x 20-3/4"	25-1321-1	30-1321-1	35-1321-1	40-1321-1	45-1321-1	50-1321-1	60-1321-1
13-3/8" x 26"	25-1326-1	30-1326-1	35-1326-1	40-1326-1	45-1326-1	50-1326-1	60-1326-1
14-7/8" x 17-7/8"	25-1518-1	30-1518-1	35-1518-1	40-1518-1	45-1518-1	50-1518-1	60-1518-1
14-7/8" x 23-3/4"	25-1524-1	30-1524-1	35-1524-1	40-1524-1	45-1524-1	50-1524-1	60-1524-1
15-7/8" x 16"	25-1616-1	30-1616-1	35-1616-1	40-1616-1	45-1616-1	50-1616-1	60-1616-1
15-7/8" x 20"	25-1620-1	30-1620-1	35-1620-1	40-1620-1	45-1620-1	50-1620-1	60-1620-1
15-7/8" x 23-1/2"	25-1623-1	30-1623-1	35-1623-1	40-1623-1	45-1623-1	50-1623-1	60-1623-1
15-7/8" x 26"	25-1626-1	30-1626-1	35-1626-1	40-1626-1	45-1626-1	50-1626-1	60-1626-1
15-7/8" x 29-1/2"	25-1629-1	30-1629-1	35-1629-1	40-1629-1	45-1629-1	50-1629-1	60-1629-1
17-7/8" x 18"	25-1818-1	30-1818-1	35-1818-1	40-1818-1	45-1818-1	50-1818-1	60-1818-1
17-7/8" x 20"	25-1820-1	30-1820-1	35-1820-1	40-1820-1	45-1820-1	50-1820-1	60-1820-1
17-7/8" x 23-1/2"	25-1823-1	30-1823-1	35-1823-1	40-1823-1	45-1823-1	50-1823-1	60-1823-1
17-7/8" x 26"	25-1826-1	30-1826-1	35-1826-1	40-1826-1	45-1826-1	50-1826-1	60-1826-1
19-1/2 x 23-3/4"	25-1924-1	30-1924-1	35-1924-1	40-1924-1	45-1924-1	50-1924-1	60-1924-1
19-1/2 x 29-1/2"	25-1929-1	30-1929-1	35-1929-1	40-1929-1	45-1929-1	50-1929-1	60-1929-1
23-3/4 x 23-3/4"	25-2424-1	30-2424-1	35-2424-1	40-2424-1	45-2424-1	50-2424-1	60-2424-1
23-3/4 x 29-1/2"	25-2429-1	30-2429-1	35-2429-1	40-2429-1	45-2429-1	50-2429-1	60-2429-1
23-3/4 x 35-1/2"	25-2435-1	30-2435-1	35-2435-1	40-2435-1	45-2435-1	50-2435-1	60-2435-1

# Blank #7 Stainless Steel Ejector & Ejector Retainer Plates



## Ejector Plates



### Features:

- Off the shelf availability
- Finish ground to +/- .001"
- Unit of measure in Inches

Item Number	Frame Size	Width	Length	Thickness
7EP-88-10N	7-7/8" x 7-7/8"	5.250	7.865	1.000
7EP-812-10N	7-7/8" x 11-7/8"	5.250	11.865	1.000
7EP-108-10N	9-7/8" x 8"	6.875	7.990	1.000
7EP-1012-10N	9-7/8" x 11-7/8"	6.875	11.865	1.000
7EP-1114-10N	10-7/8" x 14"	7.375	13.990	1.000
7EP-1212-11N	11-7/8" x 12"	8.375	11.990	1.125
7EP-1215-11N	11-7/8" x 15"	8.375	14.990	1.125

## Ejector Retainer Plates




### Features:

- Off the shelf availability
- Finish ground to +.015" -.000"
- Unit of measure in Inches

Item Number	Frame Size	Width	Length	Thickness
7ER-88-04N	7-7/8" x 7-7/8"	5.250	7.8650	0.500
7ER-812-04N	7-7/8" x 11-7/8"	5.250	11.865	0.500
7ER-108-04N	9-7/8" x 8"	6.875	7.990	0.500
7ER-1012-04N	9-7/8" x 11-7/8"	6.875	11.865	0.500
7ER-1114-04N	10-7/8" x 14"	7.375	13.990	0.500
7ER-1212-04N	11-7/8" x 12"	8.375	11.990	0.500
7ER-1215-04N	11-7/8" x 15"	8.375	14.990	0.500

# Blank #7 Stainless Steel Rails



## Features:

- Off the shelf availability
- Machined on all sides
- Rail Height ("T") finish ground +/- .001"
- Unit of measure in Inches
- Ships in pairs

Item Number	Frame Size	Width	Length	Thickness
7RL-88-24N	7-7/8" x 7-7/8"	1-7/16"	11-7/8"	2-1/2"
7RL-88-30N	7-7/8" x 7-7/8"	1-7/16"	11-7/8"	3"
7RL-88-34N	7-7/8" x 7-7/8"	1-7/16"	11-7/8"	3-1/2"
7RL-88-40N	7-7/8" x 7-7/8"	1-7/16"	11-7/8"	4"
7RL-812-24N	7-7/8" x 11-7/8"	1-7/16"	8"	2-1/2"
7RL-812-30N	7-7/8" x 11-7/8"	1-7/16"	8"	3"
7RL-812-34N	7-7/8" x 11-7/8"	1-7/16"	8"	3-1/2"
7RL-812-40N	7-7/8" x 11-7/8"	1-7/16"	8"	4"
7RL-108-24N	9-7/8" x 8"	1-11/16"	14"	2-1/2"
7RL-108-30N	9-7/8" x 8"	1-11/16"	14"	3"
7RL-108-34N	9-7/8" x 8"	1-11/16"	14"	3-1/2"
7RL-108-40N	9-7/8" x 8"	1-11/16"	14"	4"
7RL-1012-24N	9-7/8" x 11-7/8"	1-11/16"	12"	2-1/2"
7RL-1012-30N	9-7/8" x 11-7/8"	1-11/16"	12"	3"
7RL-1012-34N	9-7/8" x 11-7/8"	1-11/16"	12"	3-1/2"
7RL-1012-40N	9-7/8" x 11-7/8"	1-11/16"	12"	4"
7RL-1114-24N	10-7/8" x 14"	1-11/16"	15"	2-1/2"
7RL-1114-30N	10-7/8" x 14"	1-11/16"	15"	3"
7RL-1114-34N	10-7/8" x 14"	1-11/16"	15"	3-1/2"
7RL-1114-40N	10-7/8" x 14"	1-11/16"	15"	4"
7RL-1212-24N	11-7/8" x 12"	1-1/4"	11-7/8"	2-1/2"
7RL-1212-30N	11-7/8" x 12"	1-1/4"	11-7/8"	3"
7RL-1212-34N	11-7/8" x 12"	1-1/4"	11-7/8"	3-1/2"
7RL-1212-40N	11-7/8" x 12"	1-1/4"	11-7/8"	4"
7RL-1215-24N	11-7/8" x 15"	1-1/4"	7-7/8"	2-1/2"
7RL-1215-30N	11-7/8" x 15"	1-1/4"	7-7/8"	3"
7RL-1215-34N	11-7/8" x 15"	1-1/4"	7-7/8"	3-1/2"
7RL-1215-40N	11-7/8" x 15"	1-1/4"	7-7/8"	4"



**Solid**



**T-Style**



**Laminated**

## Features:

- A & B Plates
- Guided ejection included at no extra charge
- Plus style F.I.T.S.™ units include return pins and additional leader pins
- Compatible with MUD Quick-Change™ U-Frame systems
- Reduced Operating costs
- Fast tooling changeovers
- In stock with same day shipment
- Lower tooling costs
- Increased productivity
- Reduced Operating costs

A & B Plates: #3 Steel (All other plates #2 Steel)

Guided ejection included at no extra charge

Plus style F.I.T.S.™ units include return pins and additional leader pins

Compatible with MUD Quick-Change™ U-Frame systems

Series	Insert Size	Style
08/09	5" x 8"	Solid Plus
08/09	5" x 8"	Laminated Plus
08/09	5" x 8"	Solid
08/09	5" x 8"	Laminated
08/09	7.85" x 9"	T-Style
08/10	5" x 9"	Solid
08/10	5" x 9"	Laminated
08/10	7.85" x 9"	T-Style
84/90	6.5" x 8"	Solid
84/90	6.5" x 8"	Laminated
84/90	8.4" x 9"	T-Style
10/12	7" x 10.9"	Solid
10/12	7" x 10.9"	Laminated



# 1/4" Insulator Sheets

PART NUMBER	WIDTH	LENGTH
Thickness 1/4" with Center Hole		
IN-88-2H	7.875	7.875
IN-812-2H	7.875	11.875
IN-108-2H	9.875	8.000
IN-1012-2H	9.875	11.875
IN-1016-2H	9.875	16.000
IN-1112-2H	10.875	12.000
IN-1114-2H	10.875	14.000
IN-1118-2H	10.875	18.000
IN-1212-2H	11.875	12.000
IN-1215-2H	11.875	15.000
IN-1220-2H	11.875	20.000
IN-1220-2H	11.875	23.500
IN-1315-2H	13.375	15.000
IN-1318-2H	13.375	18.000
IN-1321-2H	13.375	20.750
IN-1326-2H	13.375	26.000
IN-1518-2H	14.875	17.875
IN-1524-2H	14.875	23.750
IN-1616-2H	15.875	16.000
IN-1620-2H	15.875	20.000
IN-1623-2H	15.875	23.500
IN-1626-2H	15.875	26.000
IN-1629-2H	15.875	29.500
IN-1818-2H	17.875	18.000
IN-1820-2H	17.875	20.000
IN-1823-2H	17.875	23.500
IN-1826-2H	17.875	26.000
IN-1924-2H	19.500	23.750
IN-1929-2H	19.500	29.500
IN-2424-2H	23.750	23.750
IN-2429-2H	23.750	29.500

Standard Sheets		
IN-1836-2	18	36
IN-2436-2	24	36
IN-3636-2	36	36

PART NUMBER	WIDTH	LENGTH
Thickness 1/4" Without Center Hole		
IN-88-2	7.875	7.875
IN-812-2	7.875	11.875
IN-108-2	9.875	8.000
IN-1012-2	9.875	11.875
IN-1016-2	9.875	16.000
IN-1112-2	10.875	12.000
IN-1114-2	10.875	14.000
IN-1118-2	10.875	18.000
IN-1212-2	11.875	12.000
IN-1215-2	11.875	15.000
IN-1220-2	11.875	20.000
IN-1223-2	11.875	23.500
IN-1315-2	13.375	15.000
IN-1318-2	13.375	18.000
IN-1321-2	13.375	20.750
IN-1326-2	13.375	26.000
IN-1518-2	14.875	17.875
IN-1524-2	14.875	23.750
IN-1616-2	15.875	16.000
IN-1620-2	15.875	20.000
IN-1623-2	15.875	23.500
IN-1626-2	15.875	26.000
IN-1629-2	15.875	29.500
IN-1818-2	17.875	18.000
IN-1820-2	17.875	20.000
IN-1823-2	17.875	23.500
IN-1826-2	17.875	26.000
IN-1924-2	19.500	23.750
IN-1929-2	19.500	29.500
IN-2424-2	23.750	23.750
IN-2429-2	23.750	29.500

Tolerances	
WIDTH	-.010 -.025
LENGTH	-.010 -.025

Special sizes to a maximum of 48" x 96" available.



# 1/2" Insulator Sheets

PART NUMBER	WIDTH	LENGTH
Thickness 1/2" with Center Hole		
IN-88-4H	7.875	7.875
IN-812-4H	7.875	11.875
IN-108-4H	9.875	8.000
IN-1012-4H	9.875	11.875
IN-1016-4H	9.875	16.000
IN-1112-4H	10.875	12.000
IN-1114-4H	10.875	14.000
IN-1118-4H	10.875	18.000
IN-1212-4H	11.875	12.000
IN-1215-4H	11.875	15.000
IN-1220-4H	11.875	20.000
IN-1223-4H	11.875	23.500
IN-1315-4H	13.375	15.000
IN-1318-4H	13.375	18.000
IN-1321-4H	13.375	20.750
IN-1326-4H	13.375	26.000
IN-1518-4H	14.875	17.875
IN-1616-4H	15.875	16.000
IN-1524-4H	14.875	24.750
IN-1620-4H	15.875	20.000
IN-1623-4H	15.875	23.500
IN-1626-4H	15.875	26.000
IN-1629-4H	15.875	29.500
IN-1818-4H	17.875	18.000
IN-1820-4H	17.875	20.000
IN-1823-4H	17.875	23.500
IN-1826-4H	17.875	26.000
IN-1924-4H	19.500	23.750
IN-1929-4H	19.500	29.500
IN-2424-4H	23.750	23.750
IN-2429-4H	23.750	29.500

PART NUMBER	WIDTH	LENGTH
Thickness 1/2" Without Center Hole		
IN-88-4	7.875	7.875
IN-812-4	7.875	11.875
IN-108-4	9.875	8.000
IN-1012-4	9.875	11.875
IN-1016-4	9.875	16.000
IN-1112-4	10.875	12.000
IN-1114-4	10.875	14.000
IN-1118-4	10.875	18.000
IN-1212-4	11.875	12.000
IN-1215-4	11.875	15.000
IN-1220-4	11.875	20.000
IN-1223-4	11.875	23.500
IN-1315-4	13.375	15.000
IN-1318-4	13.375	18.000
IN-1321-4	13.375	20.750
IN-1326-4	13.375	26.000
IN-1518-4	14.875	17.875
IN-1524-4	14.875	23.750
IN-1616-4	15.875	16.000
IN-1620-4	15.875	20.000
IN-1623-4	15.875	23.500
IN-1626-4	15.875	26.000
IN-1629-4	15.875	29.500
IN-1818-4	17.875	18.000
IN-1820-4	17.875	20.000
IN-1823-4	17.875	23.500
IN-1826-4	17.875	26.000
IN-1924-4	19.500	23.750
IN-1929-4	19.500	29.500
IN-2424-4	23.750	23.750
IN-2429-4	23.750	29.500

Standard Sheets		
IN-1836-4	18	36
IN-2436-4	24	36
IN-3636-4	36	36

Tolerances	
WIDTH	-.010 -.025
LENGTH	-.010 -.025

Special sizes to a maximum of 48" x 96" available.



***Turn To The Industry Experts***